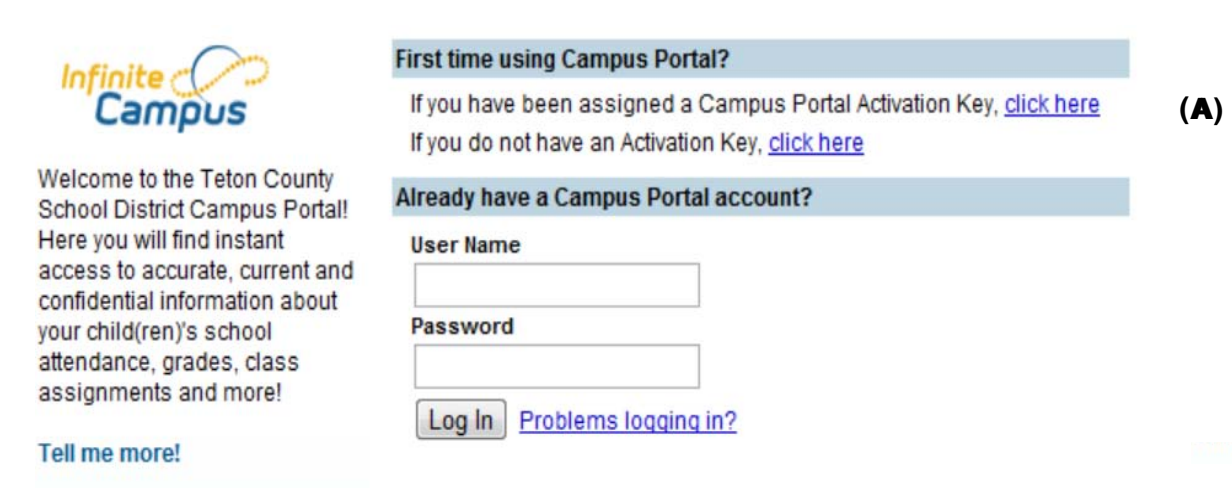


# Infinite Campus Parent Portal Login Instructions

## Step 1:

Go to <https://mst.epm.infinitecampus.org/campusE/portal/teton.jsp>

Since you have an assigned Campus Portal Activation Key click on the first “click here” icon (A).



**Infinite Campus**

Welcome to the Teton County School District Campus Portal! Here you will find instant access to accurate, current and confidential information about your child(ren)'s school attendance, grades, class assignments and more!

[Tell me more!](#)

**First time using Campus Portal?**

If you have been assigned a Campus Portal Activation Key, [click here](#) (A)

If you do not have an Activation Key, [click here](#)

**Already have a Campus Portal account?**

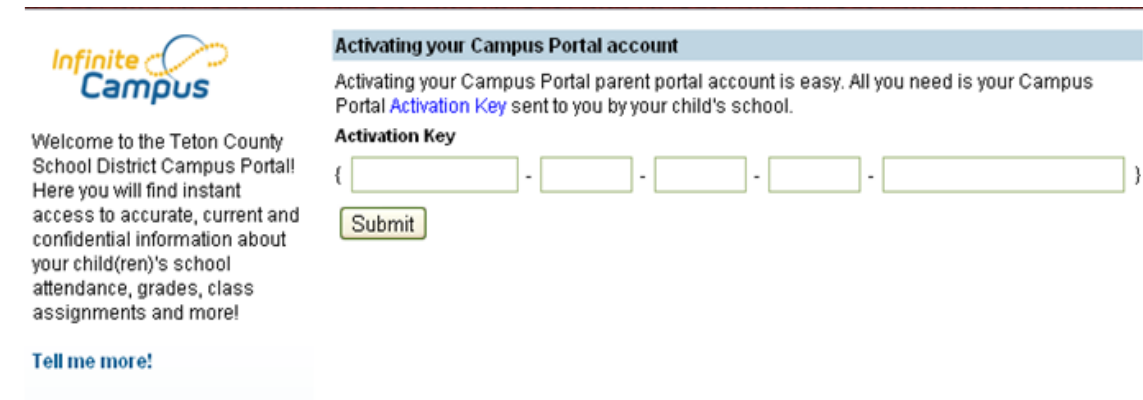
User Name

Password

[Problems logging in?](#)

## Step 2:

Enter your GUID number from your activation letter you picked up from your students school.



**Infinite Campus**

Welcome to the Teton County School District Campus Portal! Here you will find instant access to accurate, current and confidential information about your child(ren)'s school attendance, grades, class assignments and more!

[Tell me more!](#)

**Activating your Campus Portal account**

Activating your Campus Portal parent portal account is easy. All you need is your Campus Portal [Activation Key](#) sent to you by your child's school.

**Activation Key**

{  -  -  -  -  }

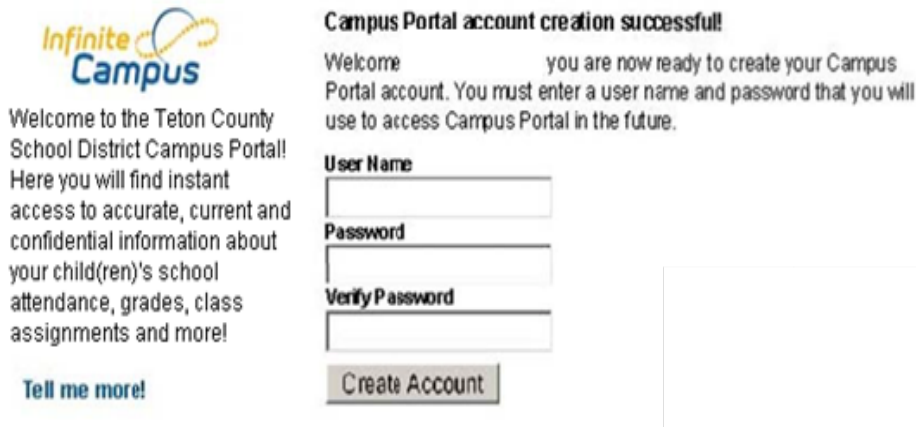
Click “Submit”

### Step 3:

Here you will enter the user name you would like to use and can remember. The user name must be a minimum of 6 characters.

Enter a password.

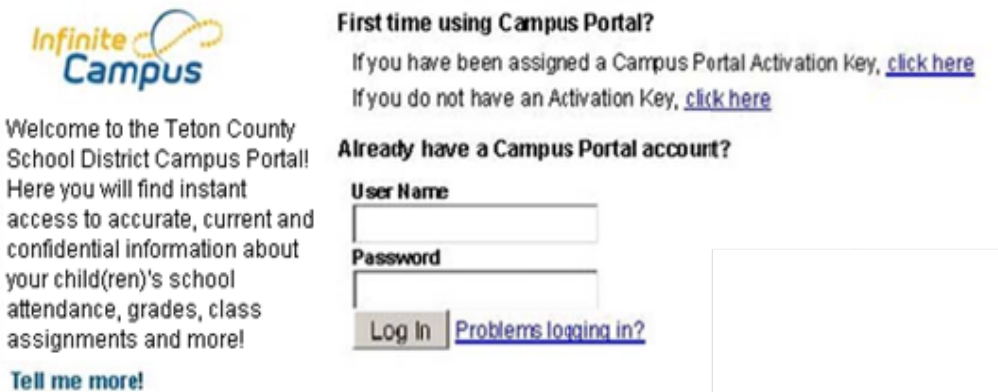
Enter your password again to verify.



The screenshot shows the 'Infinite Campus' logo on the left. Below it is a welcome message: 'Welcome to the Teton County School District Campus Portal! Here you will find instant access to accurate, current and confidential information about your child(ren)'s school attendance, grades, class assignments and more!' and a 'Tell me more!' link. On the right, the heading is 'Campus Portal account creation successful!'. Below this is a message: 'Welcome you are now ready to create your Campus Portal account. You must enter a user name and password that you will use to access Campus Portal in the future.' There are three input fields labeled 'User Name', 'Password', and 'Verify Password'. A 'Create Account' button is at the bottom of the form.

Click "Create Account"

You will only need to complete this process once. After you have created your account, just enter your user name and password.



The screenshot shows the 'Infinite Campus' logo on the left. Below it is a welcome message: 'Welcome to the Teton County School District Campus Portal! Here you will find instant access to accurate, current and confidential information about your child(ren)'s school attendance, grades, class assignments and more!' and a 'Tell me more!' link. On the right, the heading is 'First time using Campus Portal?'. Below this are two lines of text: 'If you have been assigned a Campus Portal Activation Key, [click here](#)' and 'If you do not have an Activation Key, [click here](#)'. Below that is the heading 'Already have a Campus Portal account?'. There are two input fields labeled 'User Name' and 'Password'. A 'Log In' button is at the bottom of the form, with a link '[Problems logging in?](#)' next to it.